

Hello

This is the proposed 2021 Vineyard Haven H-12 class sailing program.

The H-12 fleet will operate, within H.H.S.A. guidelines, using it's sailing and racing instructions. The starting line and on the water race management will be provided by the Vineyard Haven Yacht Club. Both organizations have been very helpful and welcoming to the new fleet.

On Thursdays the H-12 fleets (first gun) start time will at 4:45 P.M. with the larger boats (first gun) starting at 5:00 P.M. Sunday the H-12 fleet (first gun) will start at 1:15 with the larger boats (first gun) starting at 1:00 P.M. Thursday race which is just for fun, will have the order of finish announced by H.H.S.A that evening. The idea is to sail with as many boats as possible and to just have a great evening on the water. Sunday will be a race day, results announced by H.H.S.A later in the day. The winner of the Sunday race will get an H.H.S.A coffee mug.

At the end of the season there will be awards for the first three places. H.H.S.A does have a procedure where by you can throw out a race or two where either you did not place well or could not start the race. I will get the specific details on throw outs once they are posted by H.H.S.A

Enclosed are four courses and charts with course description please read them and if you have any questions please let me know. Included is a picture of our new racing turning marks they stand 48 inches out of the water, additionally I have included a picture of code flag "R" ROMEO, when this flag is flown by the Race Committee the course is sailed in REVERSE! Also included is a roster of boats, their sail numbers and owners.

Please join H.H.S.A. using their website, the small fee pays for the above race management by the V.H.Y.C. and H.H.S.A.

In June there will be a meeting to kick off the season and I will provide a" Vineyard Haven H-Class Sailing Guide" that I have put together including course descriptions, sailing suggestions and some speed tips . It has been printed on water proof paper so you can take it on the boat, there will be one per boat.

Doughdish VHYC Roster revised and updated May 5, 2021

Phil Hale – Whirlwind - #342 phil@mvshipyard.com

Mary Worrell and Amy Schwartz and Eric Koenig - Nereid - #359

Worrell mworrell75@hotmail.com

Koenig schwartzwq@aol.com Sandy.sandykoe101@gmail.com

Dan and Rebecca Latimore – Sweet Pea - # 243

Stuart and Beverly Halpert – Providence - #223 mr.stuart.halpert@gmail.com

Charles Felder and Tanya Zouikin – Bazinga - # 83

Felder ctfelder@gmail.com

Zouikin tzouikin@mac.com

Jim and Janet Jones – Lila - #132 jcjonestufts@gmail.com

Dave and Judy Federowicz – Piece of Cake - # 120 judy@mvlandmarks.com

Ann and Mead Wyman – # 331 - Scuttlebutt gmwyman@alum.mit.edu

*Tom Hale and Linda Moffat – Leap of Faith #438 sailhale@gmail.com captlam54@yahoo.com

VHYC Members who own Doughdish but are not currently racing

Alec and Marnie Kerr – Patch of Green - #254 aleckerr@comcast.net

Steve and Scott Miller – Brass Rat - #444 wilmot8@earthlink.net

Rob and Cynthia Doyle – Sunshine - #838 rmdoyle_02568@icloud.com

Marin and Dana Street – Elina and Jonathan - # 606 marinstr@gmail.com

*Brian and Susannah Bristol – Gemma - #3 sbbristol@gmail.com bbristol@boxwoodadv.com
Nathaniel.bristol@gmail.com (wooden hull)

*not a VHYC member

Course Descriptions

Course 1

Start at the committee boat leave USCG buoy #6 to Starboard, leave H Class buoy (W) to Starboard, leave H Class buoy (E) to starboard finish at USCG buoy #6. Do not sail through the Oyster Farm.

Course 2

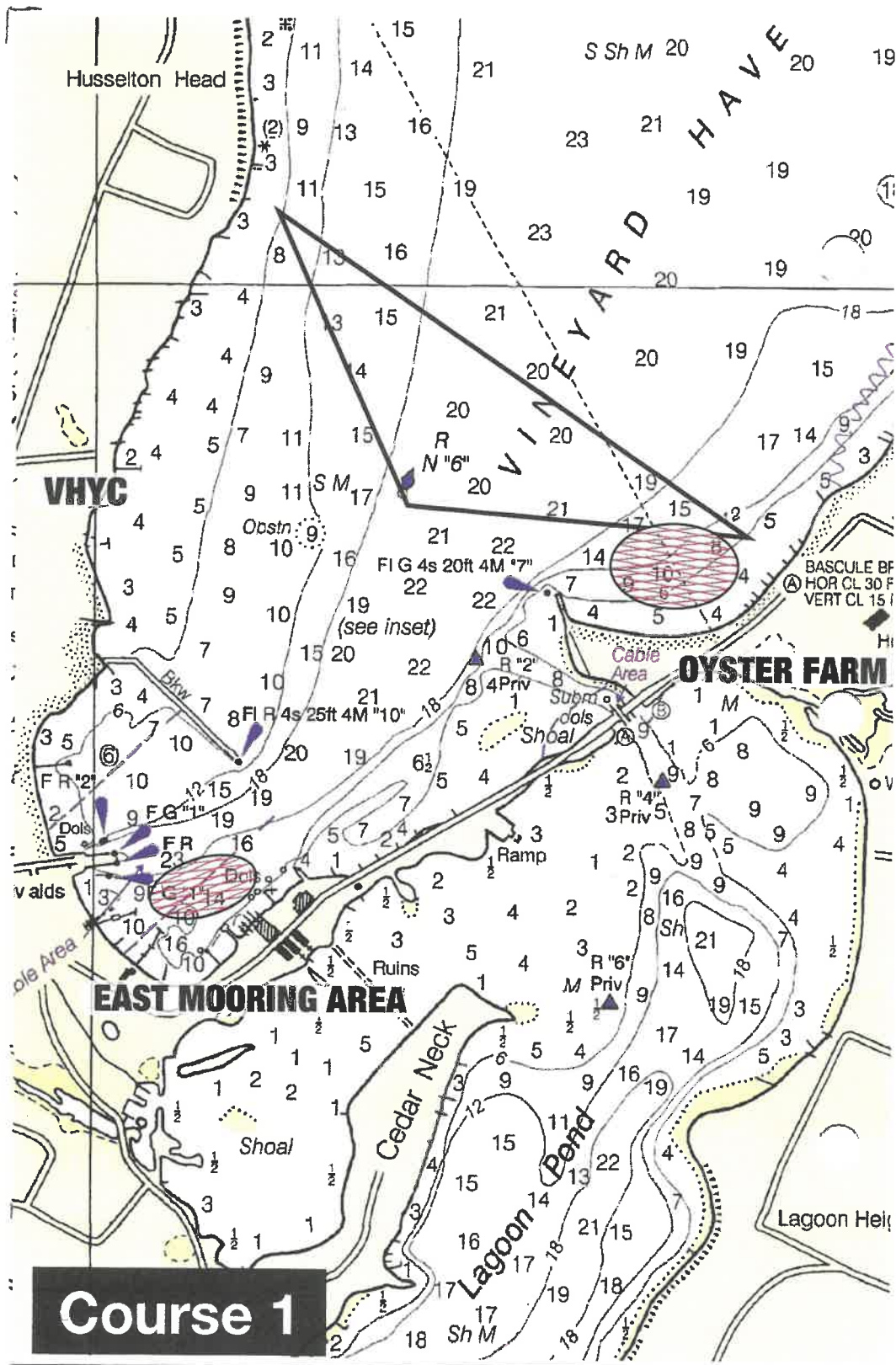
Start at the committee boat leave the East Mooring area to starboard, leave USCG buoy #6 to port, leave H12 buoy (W) to starboard, leave H12 buoy (E) to Starboard finish at USCG buoy #6. Do not sail through the Oyster Farm.

Course 3

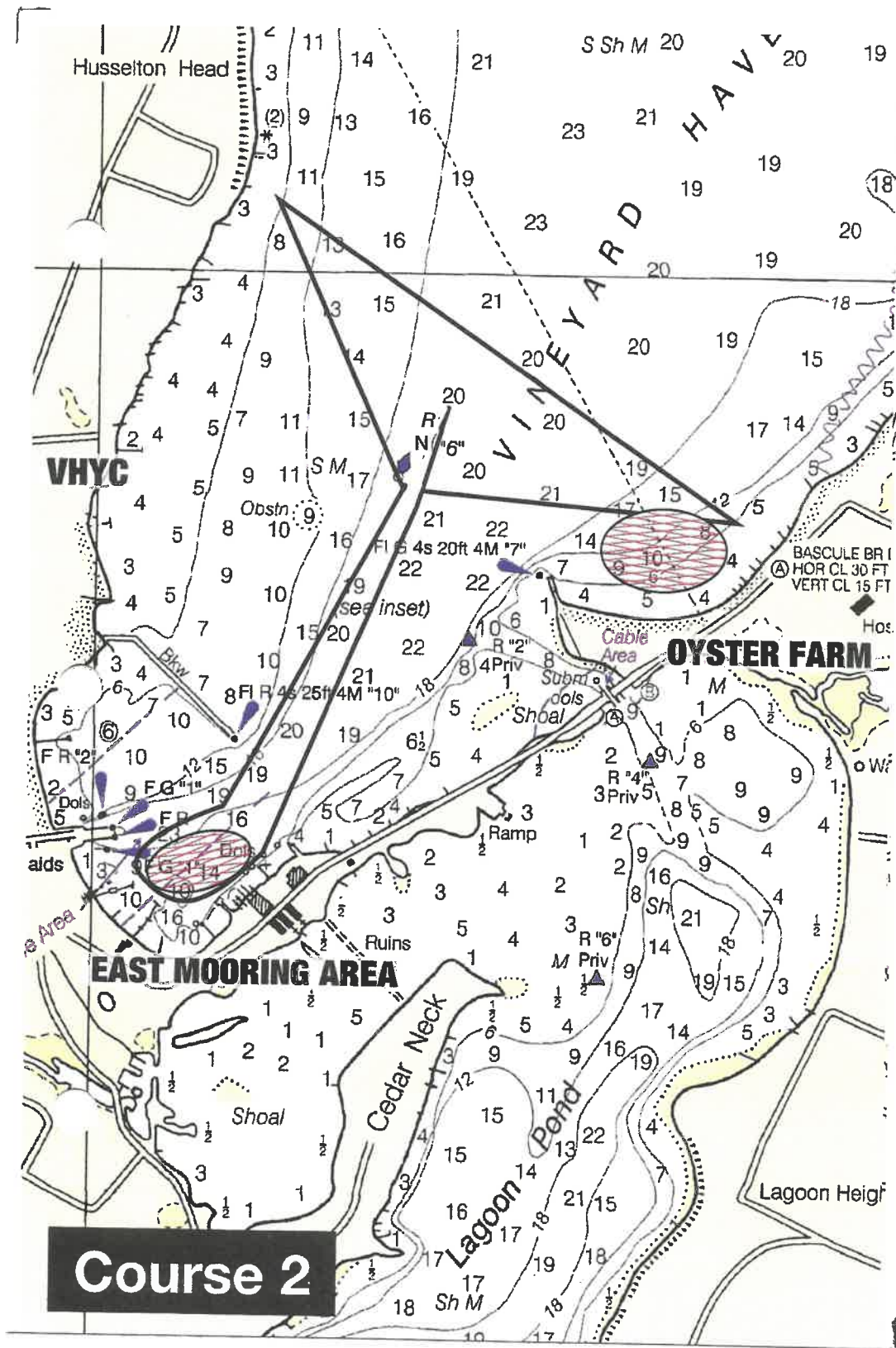
Start at the committee boat, sail toward the breakwater, leave Nun #6 to Starboard, leave the mooring closest to the breakwater to Starboard. Leave the blue Soling named Machette to Starboard, leave H12 buoy (W) to starboard, leave H12 buoy (E) to Starboard, leave the Oyster Farm to Starboard, finish at USCG buoy #6. Do not sail through the Oyster Farm.

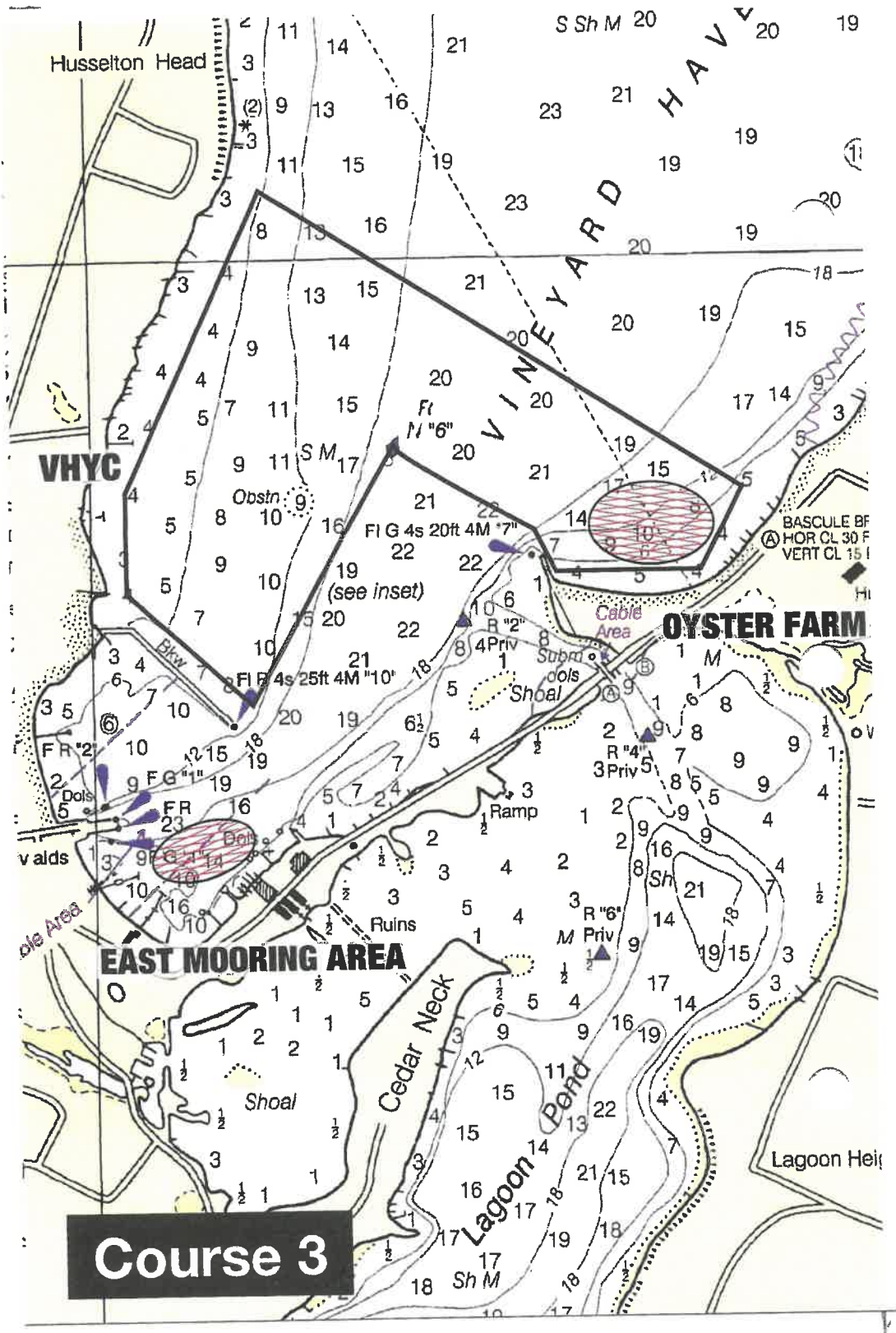
Course 4

Start at the committee boat, leave the East Mooring area Starboard, leave USCG buoy #6 to port, leave USCG buoy #4 to starboard, leave USCG buoy #23A to Starboard, finish at USCG buoy #6. Do not sail through the Oyster Farm.

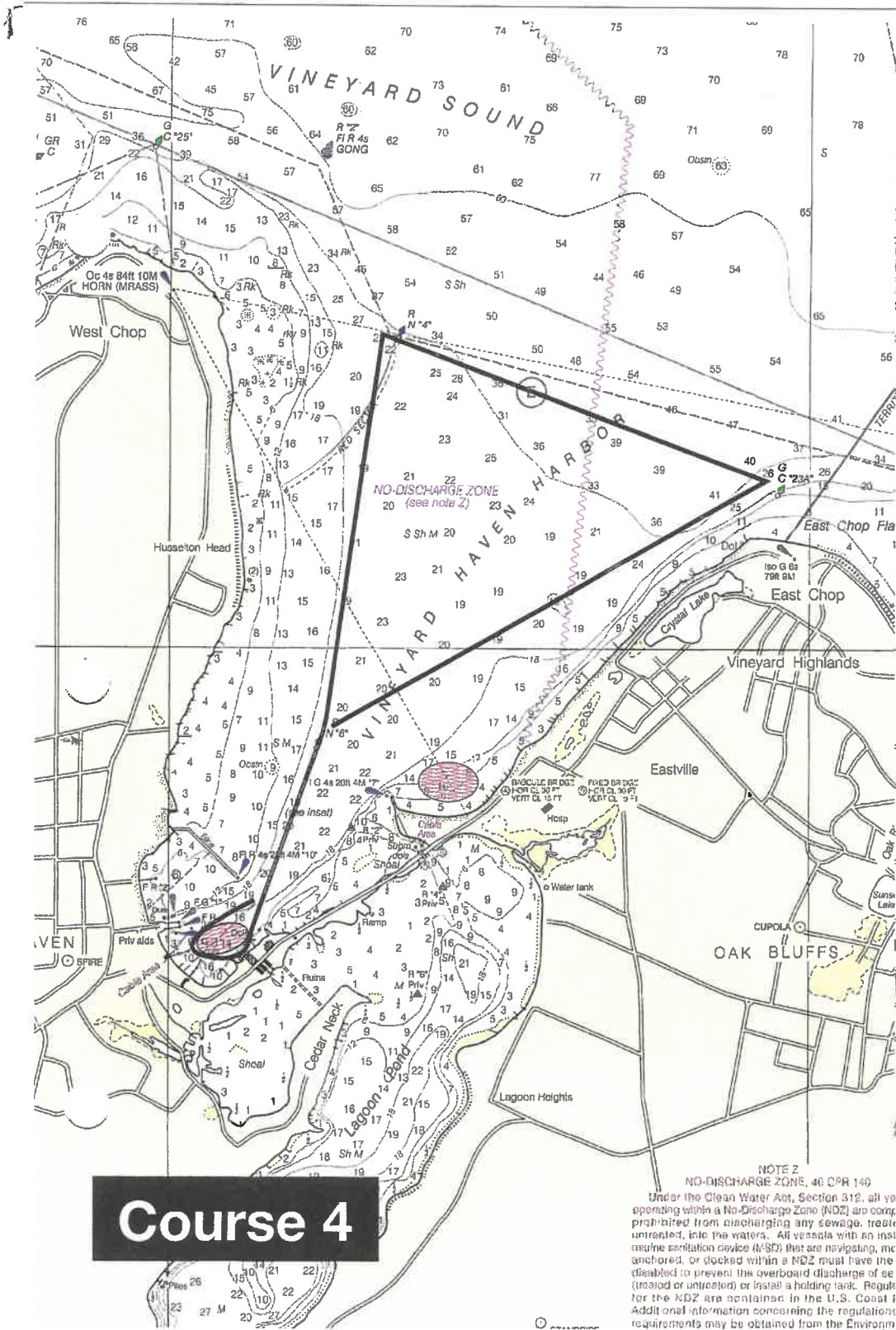


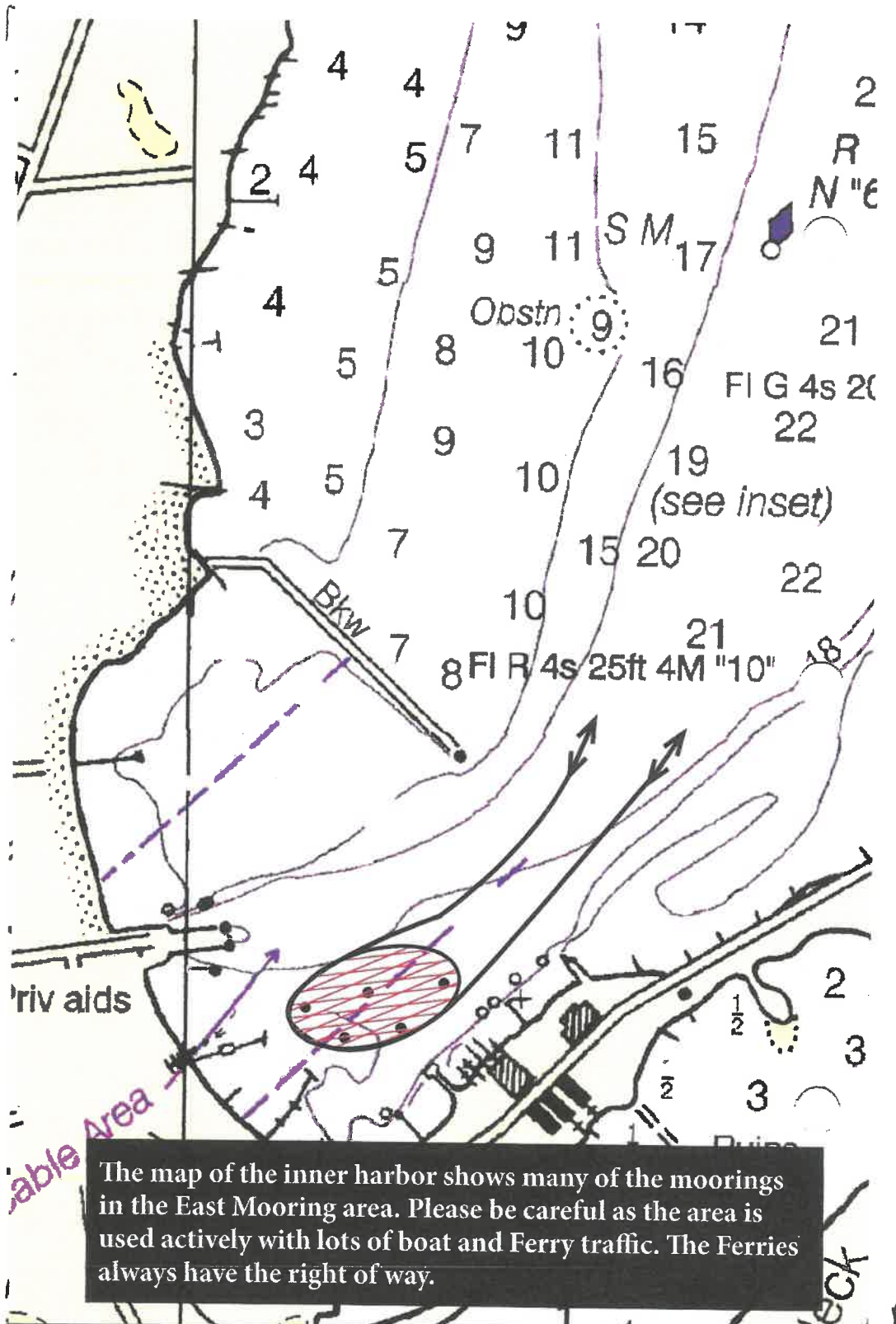
Course 1



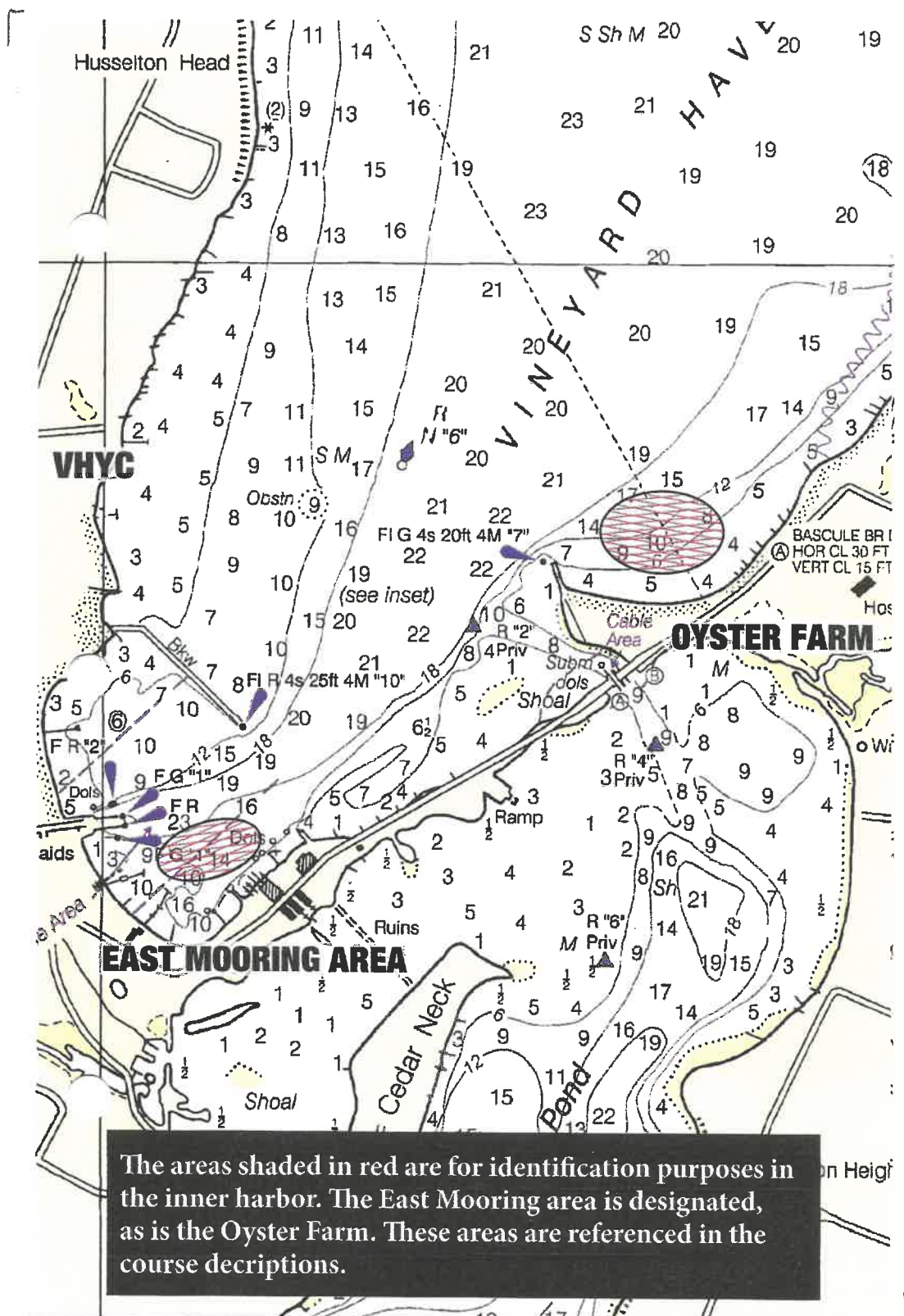


Course 3





The map of the inner harbor shows many of the moorings in the East Mooring area. Please be careful as the area is used actively with lots of boat and Ferry traffic. The Ferries always have the right of way.



The areas shaded in red are for identification purposes in the inner harbor. The East Mooring area is designated, as is the Oyster Farm. These areas are referenced in the course descriptions.

Code flag "R" Romeo when flying from the committee boat prior to the start signifies the course is sailed in reverse.

